

Art Y1

How do I express myself?

I CAN...

- I can enjoy looking at art made by other artists inspired by flora and fauna.
- I can look closely at insects and plants and make drawings using pen to describe what I see.
- I can experiment using graphite and oil pastel and make my own insects.
- I can cut out shapes in different colours, and use these shapes to make an insect or bug. I can think about its body parts and what I would like them to look like.


- I can work with my classmates to make a shared drawing.
- I can share my artwork with the class. I can listen to what my classmates like about it and I can share what I like about their work.

VOCABULARY

Line, Shape, Colour,
Graphite, Handwriting Pen, Oil
Pastel, Painted Paper
Observe, Collage, Cut, Tear
Arrange, Play
Author, Illustrator



Artist: Eric Carle,



**FLORA AND FAUNA
DRAWING,
COLLAGE,
SKETCHBOOKS.**



Art Y1

Exploration Choice

I CAN...

- I can look carefully at photos and films of birds, take in the details and overall shapes, and then made drawings of what I have noticed.
- I can draw from life looking closely.
- I can experiment with a variety of drawing materials and test ways to make marks that describe what I see.
- I can use colour in my drawings and mix two or more different media together.
- I can look at the work of other artists who have been inspired by birds and I can share my response to their work.
- I can fold, tear, crumple and collage paper to transform it from 2d to 3d.

- I can use a variety of materials to make my own sculpture, and I have taken on the challenge of making my sculpture balance and stand.
- I have seen how my sculpture can be part of a class artwork. I can see how all our sculptures are individual.
- I can share my work with my classmates and teachers, and consider what was successful for me.

VOCABULARY

Lines, Shapes, Mark Making, Texture


Soft pencil, Graphite, Handwriting Pen, Pastel, Oil Pastel, Coloured pencil



Observation, Explore, Discover
Fold, Tear, Crumple
Collage Sculpture, Structure
Balance
Flock,
Present, Reflect, Share, Discuss



Artists: (a range explored) John James Audubon



MAKING BIRDS
SCULPTURE,
DRAWING,
COLLAGE.



Art Y1

Creativity Curiosity

I CAN...

- I can see how artists, contemporary and old masters, sometimes use paint in an expressive, loose way to create paintings full of life and colour.
- I can start to share my response to the work of other artists.
- I can use my sketchbook to fill full of colour and brush marks, inspired by other artists.
- I can recognise primary colours and mix secondary colours. I can experiment with hues by changing the amount of primary colours I add.
- I can use various home made tools to apply paint in abstract patterns. I can be inventive.
- I can make a loose drawing from a still life.

- I can see colours and shapes in the still life.
- I can use my gestural mark making with paint, and incorporate the colours and shapes in the still life to make an expressive painting.
- I can share my experiments and final piece with others and share what I liked and what went well.
- I can enjoy the work of my classmates and I can see how all the work is different. I can share my response to some of their work.
- I can take a photograph of my final piece, thinking about focus and lighting.

VOCABULARY

Mark making, Loose

Exploration, Imagination, Rhythm


Colour, Line, Shape, Primary Colours, Secondary Colours

Surface, Texture, Tools, Home-Made Tools, Abstract,

Invent, Discover, Reflect, Imagine, Still Life, Composition

Artists:

Vincent Van Gogh, Cezanne



**EXPRESSIVE
PAINTING
PAINTING,
SKETCHBOOKS.**



Art Y1

Application

SPIRALS

Drawing, Collage,
Sketchbooks



SIMPLE PRINT MAKING

Printmaking, Collage,
Drawing



Nature Journals



Drawing, Observation,
pencil, fineliner, watercolour

Botanical Drawing



Sketchbooks

The Sketchbook Journey



Pablo Picasso

*Learn the rules like a
pro, so you can break
them like an artist.*

